



BRITISH COLUMBIA
WINE GRAPE
COUNCIL

ANNUAL CROP ASSESSMENT

2022 VINTAGE

An analysis of varietal tonnage and prices of grapes grown on the British Columbia mainland and used in the production of wine in the 2022 vintage.

Prepared by the BC Wine Grape Council

NOTE TO READER


“This data is unaudited and is produced for industry information only”

The BC Wine Grape Council (BCWGC) is committed to the task of reporting the BC wine grape harvest by June 1st each year. BC mainland wineries are required by regulation to report and pay levies on tonnage purchased to the BCWGC, creating a comprehensive set of information to draw from. Wineries have voluntarily submitted the pricing data which has been added to this report. While tonnage data includes all winery-grown and independent vineyards, the Pricing Analysis tables exclude crops from winery owned and leased vineyards, giving a comprehensive estimation of value of grape by variety.

The BCWGC Crop Report Sub-Committee meets annually to review the report and make recommendations for the following year.



Ross Wise, Chair
BC Wine Grape Council



Kate Durisek, Executive Director
BC Wine Grape Council

The data collected for this report is held in strict confidence and individual grower/winery information is not divulged to anyone. While this specific report is not audited, the BCWGC is required to have an annual financial audit, and this is being carried out by Grant Thornton LLP accounting firm for 2022-2023 fiscal year.

Extreme cold temperatures were experienced in late December 2021 and early January 2022, resulting in bud damage and crop reduction in some North Okanagan vineyards. A cold start to spring had budburst occurring later than average in most areas. This cold trend continued through May and June, and timing of flowering, fruit-set and veraison were well behind average. Warm and dry weather arrived in July and continued throughout August and September, allowing the vines to gain ripening momentum. Early ripening varieties were harvested 2-3 weeks later than recent averages. An unseasonably warm October helped later varieties to ripen before the arrival of a cold weather system and large snowfall in early November. Overall, 2022 was a cooler and later than average growing season but saw an increase in crop levels in many areas compared to the previous three vintages.



RESPONDENT COMPARISONS

RESPONDENT COMPARISONS

OVERVIEW OF WINERY RESPONDENTS			
Total Grape Wineries in BC	Total Mainland Grape Wineries	Total Respondent Wineries	% of Total
295	260	232	89.23%

ANNUAL COMPARISON OF WINERY RESPONDENTS			
Year	Total Mainland Grape Wineries	Total Respondent Wineries	% of Total
2022	260	232	89.23%
2021	260	223	85.77%
2020	255	196	76.86%
2019	251	199	79.28%
2018	249	208	83.53%
2017	232	140	60.34%
2016	-	-	-
2015	256	133	51.95%
2014	-	-	-
2013	229	140	61.14%
2012	206	110	53.40%
2011	193	116	61.66%
2010	193	126	65.28%

RESPONDENT COMPARISONS

RESPONSE RATE BY WINERY SIZE		
Large >1500 Short Tons	Medium 150-1500 Short Tons	Small <150 Short Tons
4	55	173

ANNUAL COMPARISON OF WINERY RESPONDENT SIZE				
Year	Large >1500 Short Tons	Medium 150- 1500 Short Tons	Small <150 Short Tons	Total
2022	4	55	173	232
2021	3	41	179	223
2020	3	39	154	196
2019	3	47	149	199
2018	4	51	153	208
2017	3	39	98	140
2016	-	-	-	-
2015	3	37	93	133
2014	-	-	-	-
2013	3	33	104	140
2012	3	24	83	110
2011	3	21	95	119
2010	3	17	106	126



PRICING ANALYSIS

NOTES ON PRICING COLLECTION METHOD

The BC Wine Grape Council collected data on 4,347 crops in the 2022 vintage with a total of 43,836.20 short tons.

In 2019 the Council made the decision to not collect pricing information on crops that came from winery owned or leased vineyards. There were 2,101 entries of this type reported which equated to 22,754.20 short tons or 51.91% of the total tonnage volume.

Prices were filtered to exclude values outside of the standard deviation range of \$1336 - \$5,501. There was 17 entries valued at under \$1336 which had a total tonnage amount of 209 short tons. There was 7 entries valued at over \$5,501 which had a total tonnage amount of 113.40 short tons.

The values in the tables below reflect the Average Price Per Ton of the remaining tonnage once these outliers were removed. Removing the outliers resulted in no pricing information collected on 18 varieties of white grapes and 10 varieties of red grapes.



RED CROP VALUES

* EXCEPT TONNAGE FROM WINERY OWNED AND LEASED VINEYARDS AND CROPS REPORTED WITH NO VALUE OR OUTSIDE STANDARD RANGE

VARIETAL	SHORT TONS	AVERAGE PRICE PER TON WEIGHTED FOR TONNAGE	METRIC TONNES	AVERAGE PRICE PER METRIC TONNE
Merlot	4582.30	\$ 3,119.48	4165.73	\$ 3,431.43
Cabernet Franc	2570.60	\$ 3,247.09	2336.91	\$ 3,571.80
Cabernet Sauvignon	1395.90	\$ 3,497.82	1269.00	\$ 3,847.60
Pinot Noir	1204.00	\$ 3,328.43	1094.55	\$ 3,661.28
Syrah	1176.00	\$ 3,707.51	1069.09	\$ 4,078.27
Gamay Noir	406.10	\$ 2,784.34	369.18	\$ 3,062.78
Malbec	314.50	\$ 3,361.27	285.91	\$ 3,697.39
Petit Verdot	224.90	\$ 3,662.56	204.45	\$ 4,028.82
Maréchal Foch	107.80	\$ 2,711.53	98.00	\$ 2,982.69
Grenache	68.50	\$ 4,326.32	62.27	\$ 4,758.95
Tempranillo	35.90	\$ 3,201.46	32.64	\$ 3,521.61
Chancellor	35.10	\$ 1,600.00	31.91	\$ 1,760.00
Mourvedre	27.60	\$ 4,443.65	25.09	\$ 4,888.01

RED CROP VALUES (CONTINUED)

* EXCEPT TONNAGE FROM WINERY OWNED AND LEASED VINEYARDS AND CROPS REPORTED WITH NO VALUE OR OUTSIDE STANDARD RANGE

VARIETAL	SHORT TONS	AVERAGE PRICE PER TON WEIGHTED FOR TONNAGE	METRIC TONNES	AVERAGE PRICE PER METRIC TONNE
Sangiovese	25.40	\$ 3,846.19	23.09	\$ 4,230.80
Rotberger	19.00	\$ 2,244.41	17.27	\$ 2,468.85
Baco Noir	18.60	\$ 3,252.89	16.91	\$ 3,578.17
Zweigelt	18.40	\$ 2,882.61	16.73	\$ 3,170.87
Carmenere	18.10	\$ 3,236.18	16.45	\$ 3,559.80
Pinotage	14.80	\$ 3,241.72	13.45	\$ 3,565.90
Frontenac Noir	14.50	\$ 2,403.94	13.18	\$ 2,644.33
Pinot Meunier	14.00	\$ 3,090.66	12.73	\$ 3,399.72
Barbera	8.00	\$ 3,041.49	7.27	\$ 3,345.64
Teroldego	6.80	\$ 3,625.00	6.18	\$ 3,987.50
Marquette	5.10	\$ 1,799.68	4.64	\$ 1,979.65
Zinfandel	3.00	\$ 3,200.00	2.73	\$ 3,520.00
Lemberger	2.00	\$ 2,275.00	1.82	\$ 2,502.50

RED CROP VALUES (CONTINUED)

* EXCEPT TONNAGE FROM WINERY OWNED AND LEASED VINEYARDS AND CROPS REPORTED WITH NO VALUE OR OUTSIDE STANDARD RANGE

VARIETAL	SHORT TONS	AVERAGE PRICE PER TON WEIGHTED FOR TONNAGE	METRIC TONNES	AVERAGE PRICE PER METRIC TONNE
Blattner Cabernet Foch	1.90	\$ 3,500.00	1.73	\$ 3,850.00
Dunkelfelder	1.60	\$ 2,864.83	1.45	\$ 3,151.32
St. Laurent	1.60	\$ 2,588.75	1.45	\$ 2,847.63
Touriga Nacional	1.10	\$ 3,800.00	1.00	\$ 4,180.00
Dornfelder	0.80	\$ 2,800.00	0.73	\$ 3,080.00
Concord	0.50	\$ 3,000.00	0.45	\$ 3,300.00
Dolcetto	0.50	\$ 3,500.00	0.45	\$ 3,850.00
GRAND TOTAL	12,324.90		11,204.45	

WHITE CROP VALUES (CONTINUED)

* EXCEPT TONNAGE FROM WINERY OWNED AND LEASED VINEYARDS AND CROPS REPORTED WITH NO VALUE OR OUTSIDE STANDARD RANGE

VARIETAL	SHORT TONS	AVERAGE PRICE PER TON WEIGHTED FOR TONNAGE	METRIC TONNES	AVERAGE PRICE PER METRIC TONNE
Pinot Gris	2874.00	\$ 2,474.78	2612.73	\$ 2,722.26
Chardonnay	1487.80	\$ 2,625.17	1352.55	\$ 2,887.69
Riesling	1014.40	\$ 2,559.19	922.18	\$ 2,815.11
Gewürztraminer	737.00	\$ 2,501.06	670.00	\$ 2,751.17
Sauvignon Blanc	667.00	\$ 2,552.98	606.36	\$ 2,808.28
Viognier	530.60	\$ 2,989.21	482.36	\$ 3,288.13
Pinot Blanc	259.60	\$ 2,556.32	236.00	\$ 2,811.95
Auxerrois	207.70	\$ 2,204.13	188.82	\$ 2,424.54
Sovereign Opal	105.00	\$ 1,900.00	95.45	\$ 2,090.00
Sémillon	103.00	\$ 2,834.24	93.64	\$ 3,117.66

WHITE CROP VALUES (CONTINUED)

* EXCEPT TONNAGE FROM WINERY OWNED AND LEASED VINEYARDS AND CROPS REPORTED WITH NO VALUE OR OUTSIDE STANDARD RANGE

VARIETAL	SHORT TONS	AVERAGE PRICE PER TON WEIGHTED FOR TONNAGE	METRIC TONNES	AVERAGE PRICE PER METRIC TONNE
Muscat	88.70	\$ 2,664.61	80.64	\$ 2,931.08
Ehrenfelser	74.90	\$ 2,502.92	68.09	\$ 2,753.21
Müller Thurgau	41.50	\$ 1,907.71	37.73	\$ 2,098.48
Kerner	38.50	\$ 2,587.29	35.00	\$ 2,846.02
Bacchus	35.70	\$ 2,511.45	32.45	\$ 2,762.59
Roussanne	32.20	\$ 2,947.51	29.27	\$ 3,242.26
Orange Muskat	27.60	\$ 3,127.06	25.09	\$ 3,439.77
Siegerrebe	26.00	\$ 2,039.60	23.64	\$ 2,243.56
Ortega	22.20	\$ 2,183.33	20.18	\$ 2,401.67

WHITE CROP VALUES (CONTINUED)

* EXCEPT TONNAGE FROM WINERY OWNED AND LEASED VINEYARDS AND CROPS REPORTED WITH NO VALUE OR OUTSIDE STANDARD RANGE

VARIETAL	SHORT TONS	AVERAGE PRICE PER TON WEIGHTED FOR TONNAGE	METRIC TONNES	AVERAGE PRICE PER METRIC TONNE
Vidal	15.30	\$ 2,049.02	13.91	\$ 2,253.92
Schönburger	13.60	\$ 2,230.06	12.36	\$ 2,453.06
Frontenac Blanc/Gris	11.50	\$ 2,362.23	10.45	\$ 2,598.46
Chenin Blanc	9.10	\$ 2,800.00	8.27	\$ 3,080.00
Grüner Veltliner	5.70	\$ 3,007.79	5.18	\$ 3,308.57
Oraniensteiner	3.70	\$ 2,870.27	3.36	\$ 3,157.30
Marsanne	2.00	\$ 3,354.50	1.82	\$ 3,689.95
Verdelet	0.40	\$ 1,500.00	0.36	\$ 1,650.00
GRAND TOTAL	8,434.70		7,667.91	

An aerial photograph of a large, well-maintained vineyard. The rows of grapevines are neatly spaced and extend across the foreground and middle ground. In the background, a prominent, rocky mountain rises against a clear blue sky. The lighting suggests a bright, sunny day, casting soft shadows on the vines.

TONNAGE ANALYSIS

NOTES ON TONNAGE COLLECTION METHOD

Crop information was collected through a proprietary online member portal where winery members entered tonnage report details including grower, vineyard location, varieties per vineyard location, and price per varietal. In instances where members submitted a paper or excel based report to the council, the BCWGC entered the crop information on behalf of the winery member. Reports were collected until May 15, 2023; reports received after that date were not included.

The data presented in the tables below includes a summary of all data that was collected regardless of the prices reported for each crop.



PERCENTAGE OF VINIFERA, HYBRID, LABRUSCA PRODUCTION

COLOUR	TYPE	TOTAL SHORT TONS	% OF TOTAL
Red	Hybrid	554.50	2.19%
	Vinifera	24,741.20	97.75%
	Labrusca	14.30	0.06%
Subtotal:		25,310.00	
White	Hybrid	419.60	2.26%
	Vinifera	18,106.60	97.74%
Subtotal:		18,526.20	
Grand Total:		43,386.20	

TOTAL TONNAGE BY VARIETY – TOP 25

* INCLUDES TONNAGE FROM WINERY OWNED AND LEASED VINEYARDS AND CROPS REPORTED WITH NO VALUE OR OUTSIDE STANDARD RANGE

COLOUR	VARIETY	SHORT TONS	METRIC TONNES	% OF TOTAL
Red	Merlot	8,421.50	7,655.91	19.21%
White	Pinot Gris	4,785.20	4,350.18	10.92%
Red	Pinot Noir	4,001.00	3,637.27	9.13%
Red	Cabernet Franc	3,962.60	3,602.36	9.04%
White	Chardonnay	3,619.50	3,290.45	8.26%
Red	Cabernet Sauvignon	3,258.80	2,962.55	7.43%
Red	Syrah	2,512.80	2,284.36	5.73%
White	Riesling	2,264.30	2,058.45	5.17%
White	Sauvignon Blanc	2,024.00	1,840.00	4.62%
White	Gewürztraminer	1,365.00	1,240.91	3.11%
White	Viognier	1,006.70	915.18	2.30%
White	Pinot Blanc	851.50	774.09	1.94%
Red	Gamay Noir	774.80	704.36	1.77%

COLOUR	VARIETY	SHORT TONS	METRIC TONNES	% OF TOTAL
Red	Malbec	641.20	582.91	1.46%
White	Auxerrois	477.70	434.27	1.09%
Red	Petit Verdot	385.10	350.09	0.88%
Red	Maréchal Foch	365.00	331.82	0.83%
White	Sémillon	265.00	240.91	0.60%
White	Muscat	210.20	191.09	0.48%
White	Vidal	199.60	181.45	0.46%
White	Bacchus	179.90	163.55	0.41%
White	Ehrenfelser	179.60	163.27	0.41%
White	Chenin Blanc	118.90	108.09	0.27%
White	Siegenerrebe	114.20	103.82	0.26%
Red	Zinfandel	108.30	98.45	0.25%
TOP 25				

TOTAL TONNAGE BY VARIETY (CONTINUED)

* INCLUDES TONNAGE FROM WINERY OWNED AND LEASED VINEYARDS AND CROPS REPORTED WITH NO VALUE OR OUTSIDE STANDARD RANGE

COLOUR	VARIETY	SHORT TONS	METRIC TONNES
White	Sovereign Opal	105.00	95.45
Red	Grenache	93.80	85.27
Red	Zweigelt	93.70	85.18
Red	Pinot Meunier	82.50	75.00
White	Ortega	80.80	73.45
Red	Tempranillo	76.90	69.91
White	Kerner	76.20	69.27
White	Chasselas	65.70	59.73
White	Roussanne	65.70	59.73
White	Frontenac Blanc/Gris	61.90	56.27
Red	Pinotage	61.90	56.27
Red	Baco Noir	56.20	51.09
White	Madeleine Angevine	54.10	49.18

COLOUR	VARIETY	SHORT TONS	METRIC TONNES
Red	Mourvedre	53.30	48.45
White	Schönburger	47.70	43.36
White	Müller Thurgau	42.60	38.73
Red	Marquette	42.00	38.18
White	Grüner Veltliner	41.50	37.73
Red	Sangiovese	39.50	35.91
Red	Frontenac Noir	39.40	35.82
White	Orange Muskat	38.40	34.91
Red	Carmenere	36.40	33.09
Red	Chancellor	35.10	31.91
White	Trebbiano	35.10	31.91
Red	Cinsault	32.70	29.73
White	Madeleine Sylvaner	32.30	29.36

TOTAL TONNAGE BY VARIETY (CONTINUED)

* INCLUDES TONNAGE FROM WINERY OWNED AND LEASED VINEYARDS AND CROPS REPORTED WITH NO VALUE OR OUTSIDE STANDARD RANGE

COLOUR	VARIETY	SHORT TONS	METRIC TONNES
White	La Crescent	27.20	24.73
White	Marsanne	20.30	18.45
Red	Rotberger	19.00	17.27
Red	Dolcetto	18.30	16.64
White	Reichensteiner	15.40	14.00
Red	Lemberger	13.30	12.09
Red	Barbera	13.10	11.91
White	Petit Milo	11.60	10.55
Red	Touriga Nacional	10.80	9.82
White	Albarino	9.20	8.36
White	Arneis	8.90	8.09
Red	Tannat	8.90	8.09
Red	Teroldego	8.40	7.64

COLOUR	VARIETY	SHORT TONS	METRIC TONNES
Red	Blattner Cabernet Foch	6.60	6.00
Red	Petit Sirah	6.40	5.82
Red	Alicante	4.20	3.82
Red	Dunkelfelder	4.00	3.64
White	Verdelet	4.00	3.64
White	Oraniensteiner	3.70	3.36
Red	Montepulciano	2.90	2.64
Red	Garamet	2.70	2.45
Red	St. Laurent	2.70	2.45
Red	Dornfelder	2.60	2.36
White	Perle of C'saba	2.60	2.36
Red	Agria	1.60	1.45
White	Petite Arvine	1.50	1.36

TOTAL TONNAGE BY VARIETY (CONTINUED)

COLOUR	VARIETY	SHORT TONS	METRIC TONNES
White	Rkatsiteli	1.20	1.09
White	Seyval Blanc	1.20	1.09
White	Epicure	1.10	1.00
Red	Nebbiolo	1.10	1.00
White	Optima	1.10	1.00
Red	Concord	1.00	0.91
White	Siegfriedrebe	0.90	0.82
Red	Refosco	0.40	0.36
TOTAL:		43,836.20	39,851.09

* INCLUDES TONNAGE FROM WINERY OWNED AND LEASED VINEYARDS AND CROPS REPORTED WITH NO VALUE OR OUTSIDE STANDARD RANGE

TOP 25 TOTAL		
SHORT TONS	METRIC TONNES	% OF TOTAL
42,090.50	38,264.09	96.02%
REMAINING VARIETAL TOTAL		
SHORT TONS	METRIC TONNES	% OF TOTAL
1,745.70	1,587.00	3.98%

RED: TOTAL TONNAGE BY VARIETY – TOP 25

* INCLUDES TONNAGE FROM WINERY OWNED AND LEASED VINEYARDS AND CROPS REPORTED WITH NO VALUE OR OUTSIDE STANDARD RANGE

VARIETY	SHORT TONS	METRIC TONNES	% OF TOTAL RED
Merlot	8,421.50	7,655.91	33.27%
Pinot Noir	4,001.00	3,637.27	15.81%
Cabernet Franc	3,962.60	3,602.36	15.66%
Cabernet Sauvignon	3,258.80	2,962.55	12.88%
Syrah	2,512.80	2,284.36	9.93%
Gamay Noir	774.80	704.36	3.06%
Malbec	641.20	582.91	2.53%
Petit Verdot	385.10	350.09	1.52%
Maréchal Foch	365.00	331.82	1.44%
Zinfandel	108.30	98.45	0.43%
Grenache	93.80	85.27	0.37%
Zweigelt	93.70	85.18	0.37%
Pinot Meunier	82.50	75.00	0.33%

VARIETY	SHORT TONS	METRIC TONNES	% OF TOTAL RED
Tempranillo	76.90	69.91	0.30%
Pinotage	61.90	56.27	0.24%
Baco Noir	56.20	51.09	0.22%
Mourvedre	53.30	48.45	0.21%
Marquette	42.00	38.18	0.17%
Sangiovese	39.50	35.91	0.16%
Frontenac Noir	39.40	35.82	0.16%
Carmenere	36.40	33.09	0.14%
Chancellor	35.10	31.91	0.14%
Cinsault	32.70	29.73	0.13%
Rotberger	19.00	17.27	0.08%
Dolcetto	18.30	16.64	0.07%
TOP 25			

RED: TOTAL TONNAGE BY VARIETY (CONTINUED)

* INCLUDES TONNAGE FROM WINERY OWNED AND LEASED VINEYARDS AND CROPS REPORTED WITH NO VALUE OR OUTSIDE STANDARD RANGE

VARIETY	SHORT TONS	METRIC TONNES
Lemberger	13.30	12.09
Barbera	13.10	11.91
Touriga Nacional	10.80	9.82
Tannat	8.90	8.09
Teroldego	8.40	7.64
Regent	7.50	6.82
Blattner Cabernet Foch	6.60	6.00
Petit Sirah	6.40	5.82
Alicante	4.20	3.82
Dunkelfelder	4.00	3.64
Montepulciano	2.90	2.64
Garnet	2.70	2.45
St. Laurent	2.70	2.45

VARIETY	SHORT TONS	METRIC TONNES
Dornfelder	2.60	2.36
Agria	1.60	1.45
Nebbiolo	1.10	1.00
Concord	1.00	0.91
Refosco	0.40	0.36
TOTAL:	25,310.00	23,009.09

TOP 25 TOTAL		
SHORT TONS	METRIC TONNES	% OF TOTAL RED
25,211.80	22,919.82	99.61%
REMAINING VARIETAL TOTAL		
SHORT TONS	METRIC TONNES	% OF TOTAL RED
98.20	89.27	0.39%

WHITE: TOTAL TONNAGE BY VARIETY – TOP 25

* INCLUDES TONNAGE FROM WINERY OWNED AND LEASED VINEYARDS AND CROPS REPORTED WITH NO VALUE OR OUTSIDE STANDARD RANGE

VARIETY	SHORT TONS	METRIC TONNES	% OF TOTAL WHITE
Pinot Gris	4,785.20	4,350.18	25.83%
Chardonnay	3,619.50	3,290.45	19.54%
Riesling	2,264.30	2,058.45	12.22%
Sauvignon Blanc	2,024.00	1,840.00	10.93%
Gewürztraminer	1,365.00	1,240.91	7.37%
Viognier	1,006.70	915.18	5.43%
Pinot Blanc	851.50	774.09	4.60%
Auxerrois	477.70	434.27	2.58%
Sémillon	265.00	240.91	1.43%
Muscat	210.20	191.09	1.13%
Vidal	199.60	181.45	1.08%
Bacchus	179.90	163.55	0.97%
Ehrenfelser	179.60	163.27	0.97%

VARIETY	SHORT TONS	METRIC TONNES	% OF TOTAL WHITE
Chenin Blanc	118.90	108.09	0.64%
Siegenerrebe	114.20	103.82	0.62%
Sovereign Opal	105.00	95.45	0.57%
Ortega	80.80	73.45	0.44%
Kerner	76.20	69.27	0.41%
Chasselas	65.70	59.73	0.35%
Roussanne	65.70	59.73	0.35%
Frontenac Blanc/Gris	61.90	56.27	0.33%
Madeleine Angevine	54.10	49.18	0.29%
Schönburger	47.70	43.36	0.26%
Müller Thurgau	42.60	38.73	0.23%
Grüner Veltliner	41.50	37.73	0.22%
TOP 25			

WHITE: TOTAL TONNAGE BY VARIETY (CONTINUED)

* INCLUDES TONNAGE FROM WINERY OWNED AND LEASED VINEYARDS AND CROPS REPORTED WITH NO VALUE OR OUTSIDE STANDARD RANGE

VARIETY	SHORT TONS	METRIC TONNES
Orange Muskat	38.40	34.91
Trebbiano	35.10	31.91
Madeleine Sylvaner	32.30	29.36
La Crescent	27.20	24.73
Marsanne	20.30	18.45
Reichensteiner	15.40	14.00
Petit Milo	11.60	10.55
Albarino	9.20	8.36
Arneis	8.90	8.09
L'Acadie Blanc	8.00	7.27
Verdelet	4.00	3.64
Oraniensteiner	3.70	3.36
Perle of C'saba	2.60	2.36

VARIETY	SHORT TONS	METRIC TONNES
Petite Arvine	1.50	1.36
Rkatsiteli	1.20	1.09
Seyval Blanc	1.20	1.09
Epicure	1.10	1.00
Optima	1.10	1.00
Siegfriedrebe	0.90	0.82
TOTAL:	18,526.20	16,842.00

TOP 25 TOTAL		
SHORT TONS	METRIC TONNES	% OF TOTAL WHITE
18,302.50	16,638.64	98.79%
REMAINING VARIETAL TOTAL		
SHORT TONS	METRIC TONNES	% OF TOTAL WHITE
223.70	203.36	1.21%

REGIONAL ANALYSIS

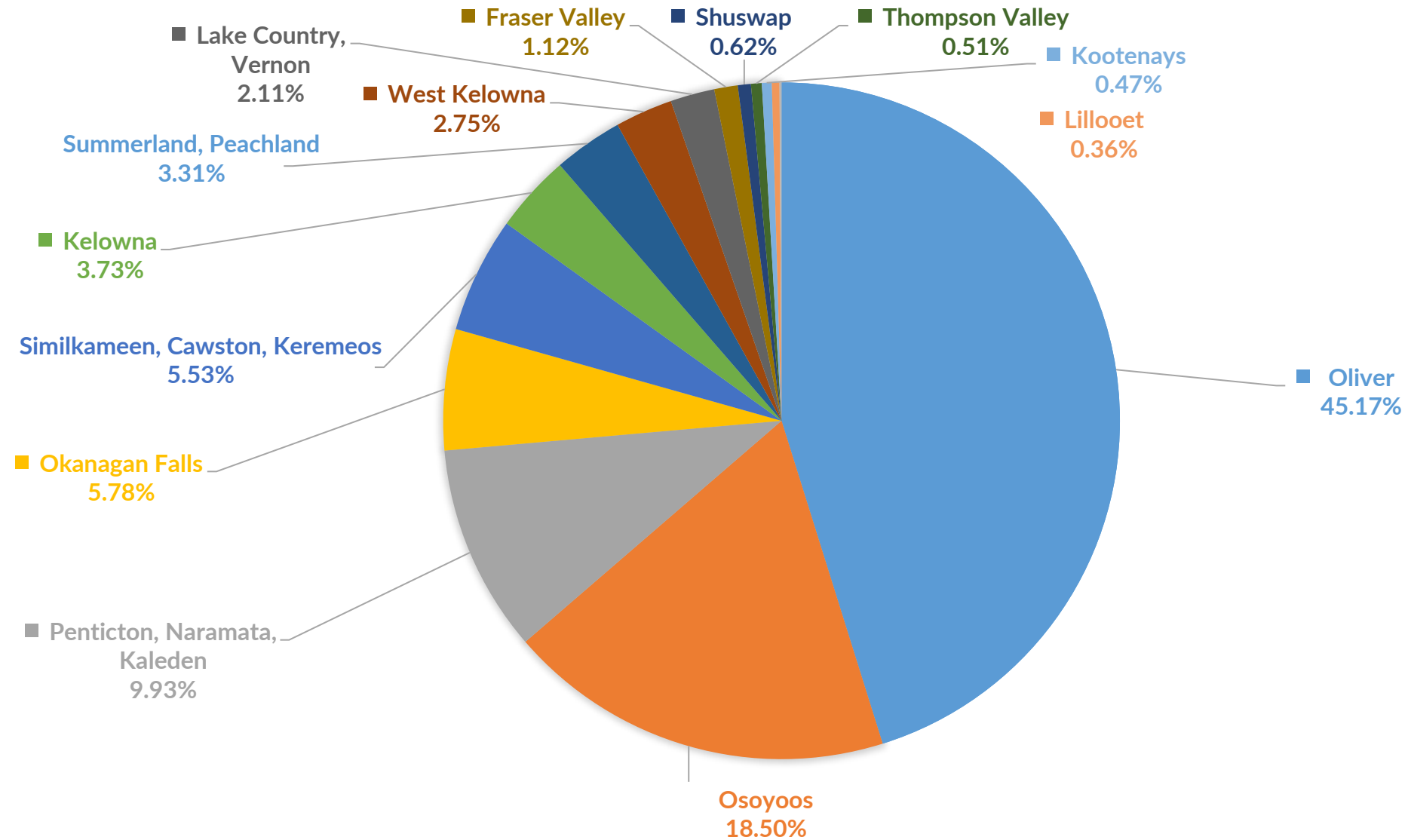
TOTAL TONNAGE FROM ALL REGIONS

PRIMARY REGIONS	SHORT TONS	METRIC TONNES	PERCENTAGE
Oliver	19,794.40	17,994.91	45.17%
Osoyoos	8,108.00	7,370.91	18.50%
Penticton, Naramata, Kaleden	4,350.50	3,955.00	9.93%
Okanagan Falls	2,532.00	2,301.82	5.78%
Similkameen, Cawston, Keremeos	2,425.60	2,205.09	5.53%
Kelowna	1,633.00	1,484.55	3.73%
Summerland, Peachland	1,451.10	1,319.18	3.31%
West Kelowna	1,206.00	1,096.36	2.75%

PRIMARY REGIONS	SHORT TONS	METRIC TONNES	PERCENTAGE
Lake Country, Vernon	925.80	841.64	2.11%
Fraser Valley	491.30	446.64	1.12%
Shuswap	273.30	248.45	0.62%
Thompson Valley	225.60	205.09	0.51%
Kootenays	206.90	188.09	0.47%
Lillooet	159.60	145.09	0.36%
Vancouver Island	41.80	38.00	0.10%
GRAND TOTAL:	43,824.90	39,840.82	

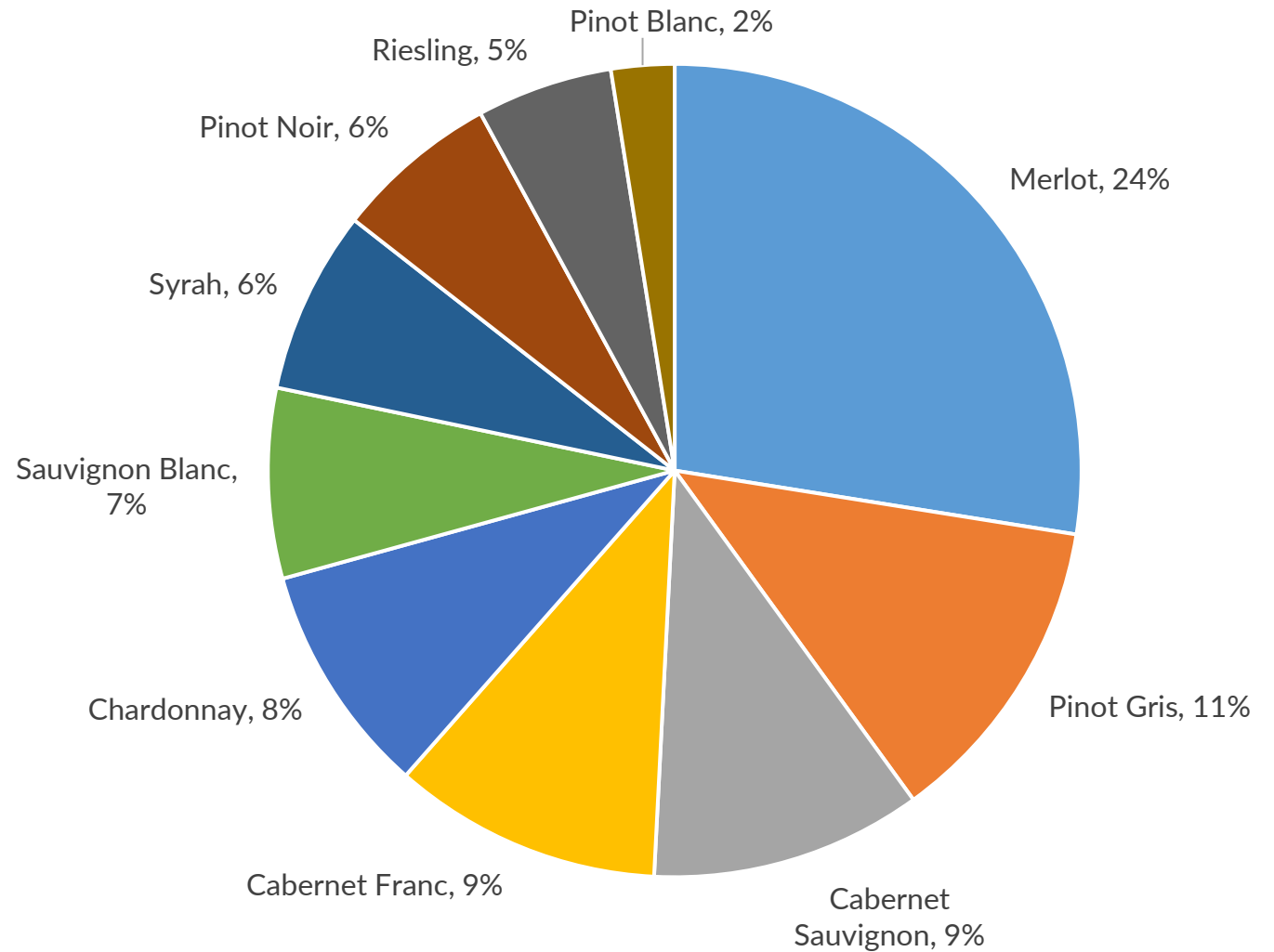
* VINEYARDS LOCATED OUTSIDE OF THE MAINLAND OF BC ARE EXEMPT FROM REPORTING SO THIS DOES NOT REPRESENT TOTAL TONNAGE FROM ISLAND VINEYARDS

TOTAL TONNAGE FROM ALL REGIONS



OLIVER TOP 10 VARIETIES

VARIETY	SHORT TONS
Merlot	4,755.20
Pinot Gris	2,160.90
Cabernet Sauvignon	1,865.20
Cabernet Franc	1,847.70
Chardonnay	1,592.50
Sauvignon Blanc	1,306.40
Syrah	1,259.90
Pinot Noir	1,126.00
Riesling	934.30
Pinot Blanc	434.80
TOP 10 TOTAL	17,282.90

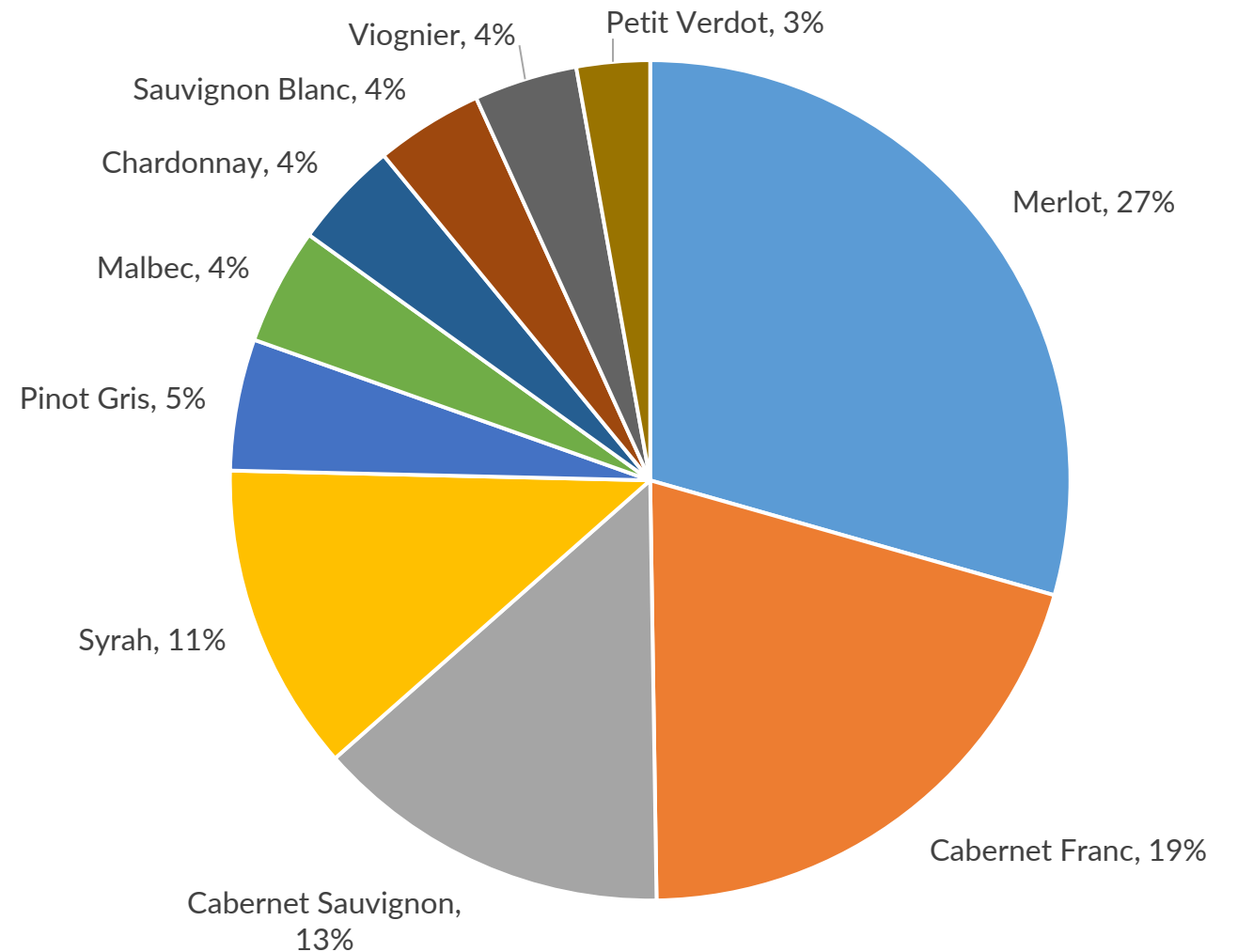


OLIVER REMAINING VARIETIES

VARIETY	SHORT TONS	VARIETY	SHORT TONS	VARIETY	SHORT TONS	ALL VARIETIES
Gewürztraminer	399.80	Chenin Blanc	34.60	Regent	6.60	GRAND TOTAL SHORT TONS
Viognier	342.30	Trebbiano	34.40	Schönburger	5.00	
Gamay Noir	216.20	Kerner	28.80	Touriga Nacional	4.80	19,794.40
Auxerrois	211.00	Grenache	26.80	Alicante	4.20	
Malbec	188.20	Pinotage	26.60	Zweigelt	3.50	
Sémillon	168.00	Mourvedre	23.70	Rkatsiteli	1.20	
Vidal	152.90	Carmenere	22.50	Siegfriedrebe	0.90	
Ehrenfelser	119.50	Maréchal Foch	22.20	Cinsault	0.60	
Petit Verdot	106.50	Sangiovese	18.70	Dunkelfelder	0.10	
Zinfandel	103.40	Grüner Veltliner	16.40	REMAINING VARIETIES:	2,511.50	
Muscat	54.80	Marsanne	13.30			
Roussanne	45.80	Orange Muskat	12.70			
Tempranillo	40.60	Barbera	8.80			
Müller Thurgau	38.00	Pinot Meunier	8.10			

OSOYOOS TOP 10 VARIETIES

VARIETY	SHORT TONS
Merlot	2,171.00
Cabernet Franc	1,502.20
Cabernet Sauvignon	1,013.90
Syrah	876.90
Pinot Gris	373.40
Malbec	332.00
Chardonnay	305.70
Sauvignon Blanc	305.30
Viognier	293.50
Petit Verdot	208.20
TOP 10 TOTAL	7,382.10



OSOYOOS REMAINING VARIETIES

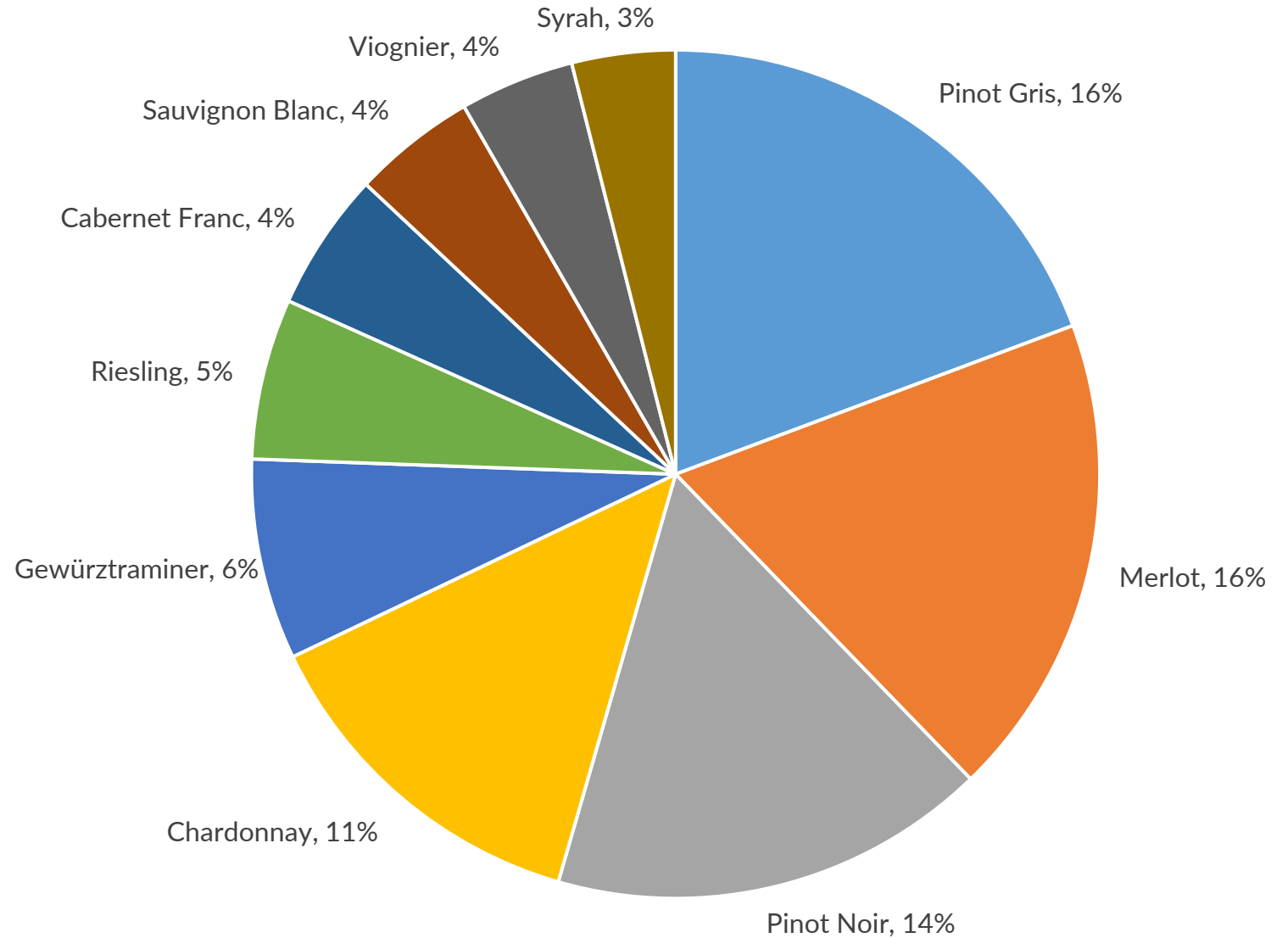
VARIETY	SHORT TONS
Pinot Noir	166.30
Riesling	85.80
Maréchal Foch	63.10
Grenache	58.20
Gamay Noir	49.60
Chancellor	35.10
Cinsault	32.10
Mourvedre	27.20
Muscat	23.70
Orange Muskat	22.30
Sémillon	20.70
Pinot Blanc	19.00
Sangiovese	18.20
Tempranillo	15.90

VARIETY	SHORT TONS
Carmenere	13.60
Roussanne	13.60
Dolcetto	11.50
Arneis	8.90
Tannat	8.30
Chenin Blanc	8.10
Gewürztraminer	7.10
Auxerrois	6.50
Touriga Nacional	6.00
Marsanne	4.70
Nebbiolo	0.40
REMAINING VARIETIES:	725.90

ALL VARIETIES
GRAND TOTAL SHORT TONS
8,108.00

PENTICTON, NARAMATA, KALEDEN TOP 10 VARIETIES

VARIETY	SHORT TONS
Pinot Gris	712.70
Merlot	681.20
Pinot Noir	616.70
Chardonnay	496.70
Gewürztraminer	282.60
Riesling	226.10
Cabernet Franc	194.80
Sauvignon Blanc	174.00
Viognier	161.30
Syrah	145.60
TOP 10 TOTAL	3,691.70

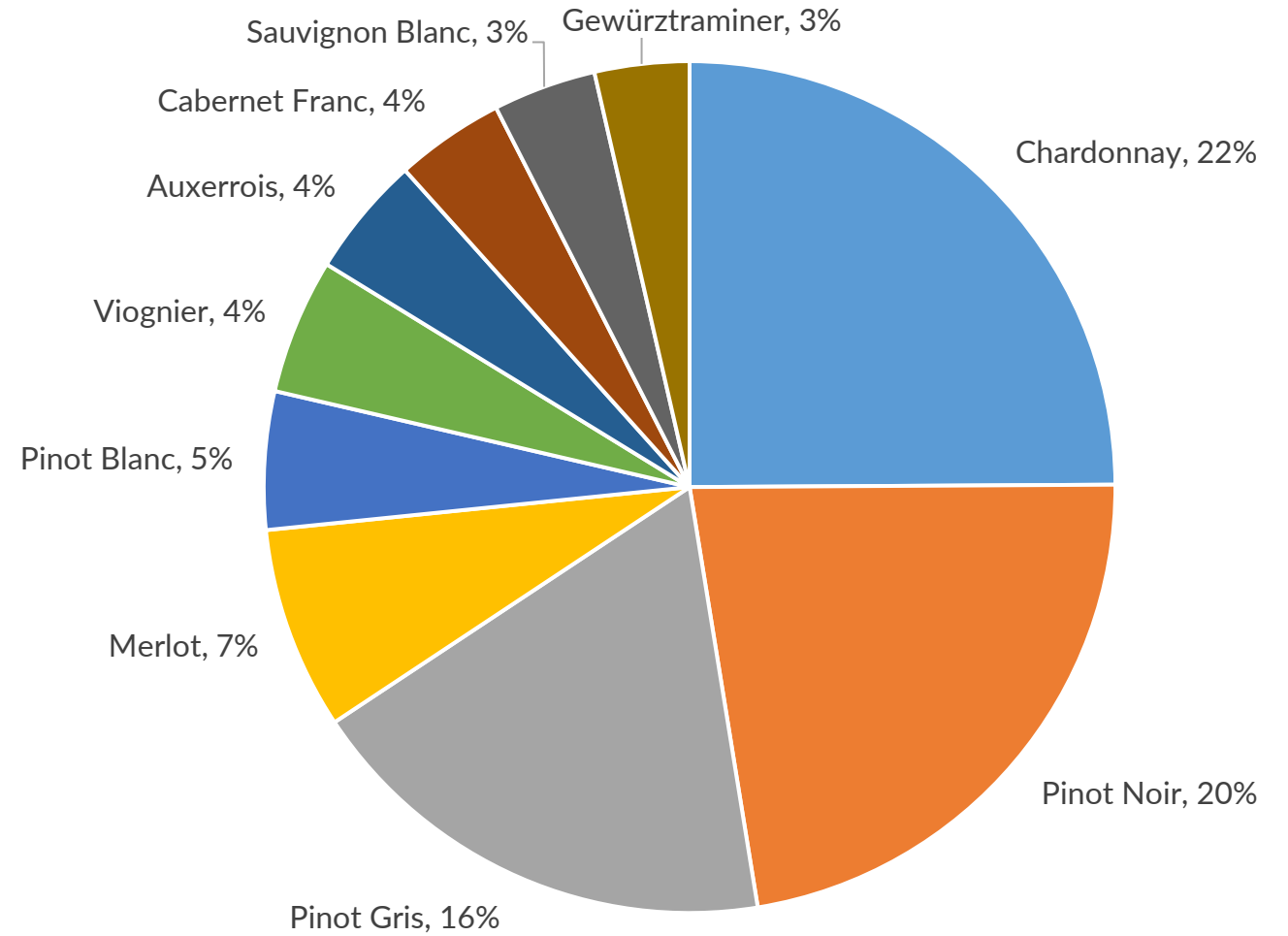


PENTICTON, NARAMATA, KALEDEN REMAINING VARIETIES

VARIETY	SHORT TONS	VARIETY	SHORT TONS	VARIETY	SHORT TONS	ALL VARIETIES
Cabernet Sauvignon	99.70	Maréchal Foch	13.90	St. Laurent	1.20	GRAND TOTAL SHORT TONS
Pinot Blanc	76.30	Tempranillo	11.50	Pinotage	1.10	
Gamay Noir	64.10	Teroldego	6.80	Dornfelder	0.80	4,350.50
Malbec	58.40	Grenache	6.60	Perle of C'saba	0.70	
Auxerrois	51.60	Roussanne	6.30	Marsanne	0.60	
Muscat	50.40	Chenin Blanc	5.30	Kerner	0.50	
Schönburger	33.80	Montepulciano	2.90	REMAINING VARIETIES	658.80	
Zweigelt	27.30	Oraniensteiner	2.90			
Petit Verdot	25.60	Mourvedre	2.40			
Bacchus	24.90	Petit Sirah	2.20			
Sémillon	22.20	Dunkelfelder	1.90			
Pinot Meunier	21.10	Zinfandel	1.90			
Vidal	15.30	Verdelet	1.80			
Ehrenfelser	15.10	Barbera	1.70			

OKANAGAN FALLS TOP 10 VARIETIES

VARIETY	SHORT TONS
Chardonnay	552.00
Pinot Noir	499.20
Pinot Gris	404.40
Merlot	170.60
Pinot Blanc	116.00
Viognier	113.90
Auxerrois	101.70
Cabernet Franc	91.70
Sauvignon Blanc	86.80
Gewürztraminer	79.60
TOP 10 TOTAL	2,215.90



OKANAGAN FALLS REMAINING VARIETIES

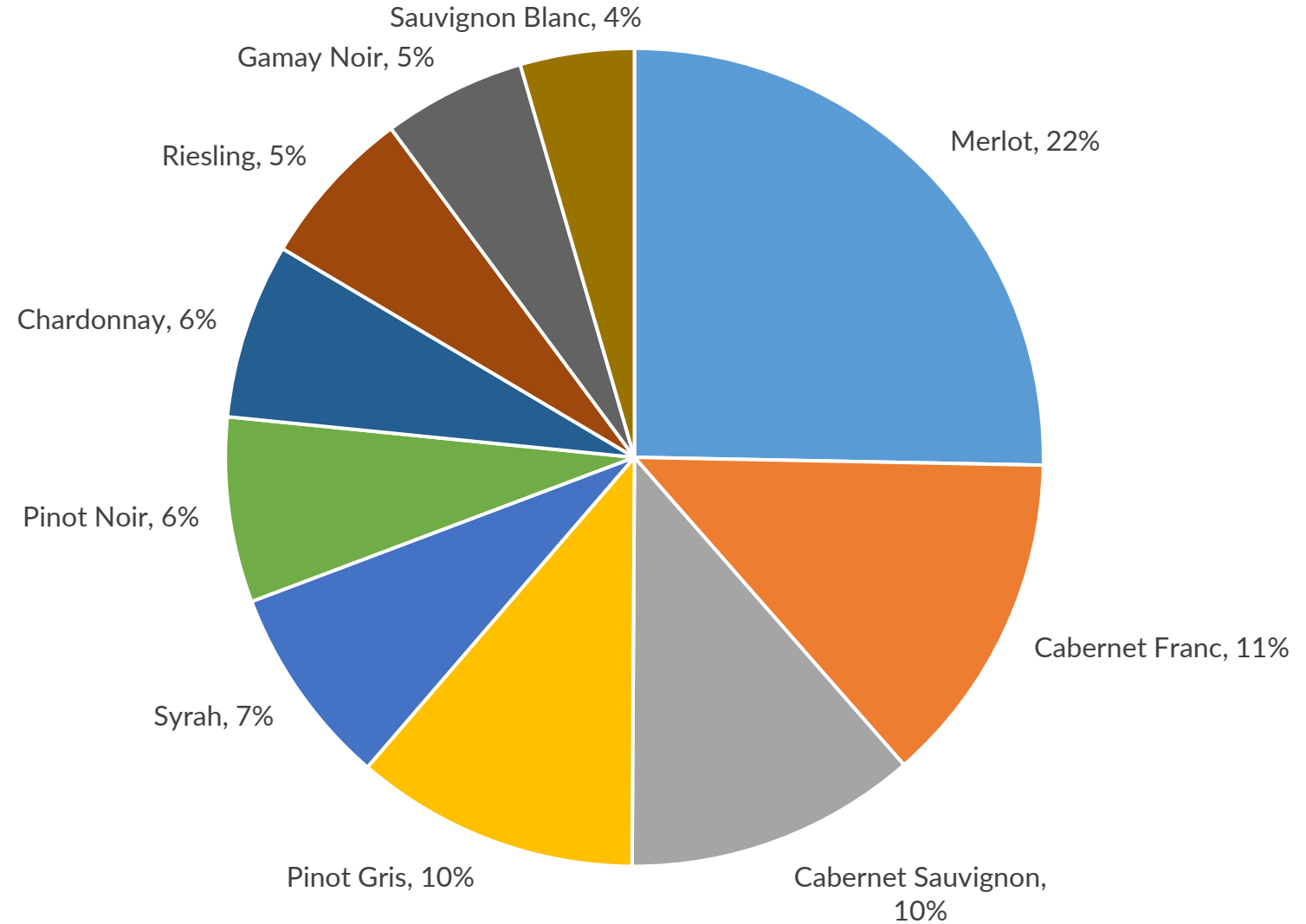
VARIETY	SHORT TONS
Riesling	74.30
Gamay Noir	71.10
Syrah	43.70
Sémillon	24.10
Cabernet Sauvignon	21.20
Malbec	17.80
Muscat	16.60
Vidal	10.00
Albarino	9.20
Tempranillo	8.90
Dolcetto	6.30

VARIETY	SHORT TONS
Sangiovese	2.60
Barbera	2.30
Lemberger	2.10
Orange Muskat	2.10
Perle of C'saba	1.90
Marquette	0.50
Teroldego	0.50
Carmenere	0.30
Ehrenfelser	0.30
Petit Verdot	0.30
REMAINING VARIETIES:	316.10

ALL VARIETIES
GRAND TOTAL SHORT TONS
2,532.00

SIMILKAMEEN VALLEY TOP 10 VARIETIES

VARIETY	SHORT TONS
Merlot	529.20
Cabernet Franc	276.90
Cabernet Sauvignon	241.40
Pinot Gris	234.80
Syrah	166.20
Pinot Noir	153.00
Chardonnay	145.10
Riesling	132.50
Gamay Noir	117.90
Sauvignon Blanc	94.20
TOP 10 TOTAL	2,091.20



SIMILKAMEEN VALLEY REMAINING VARIETIES

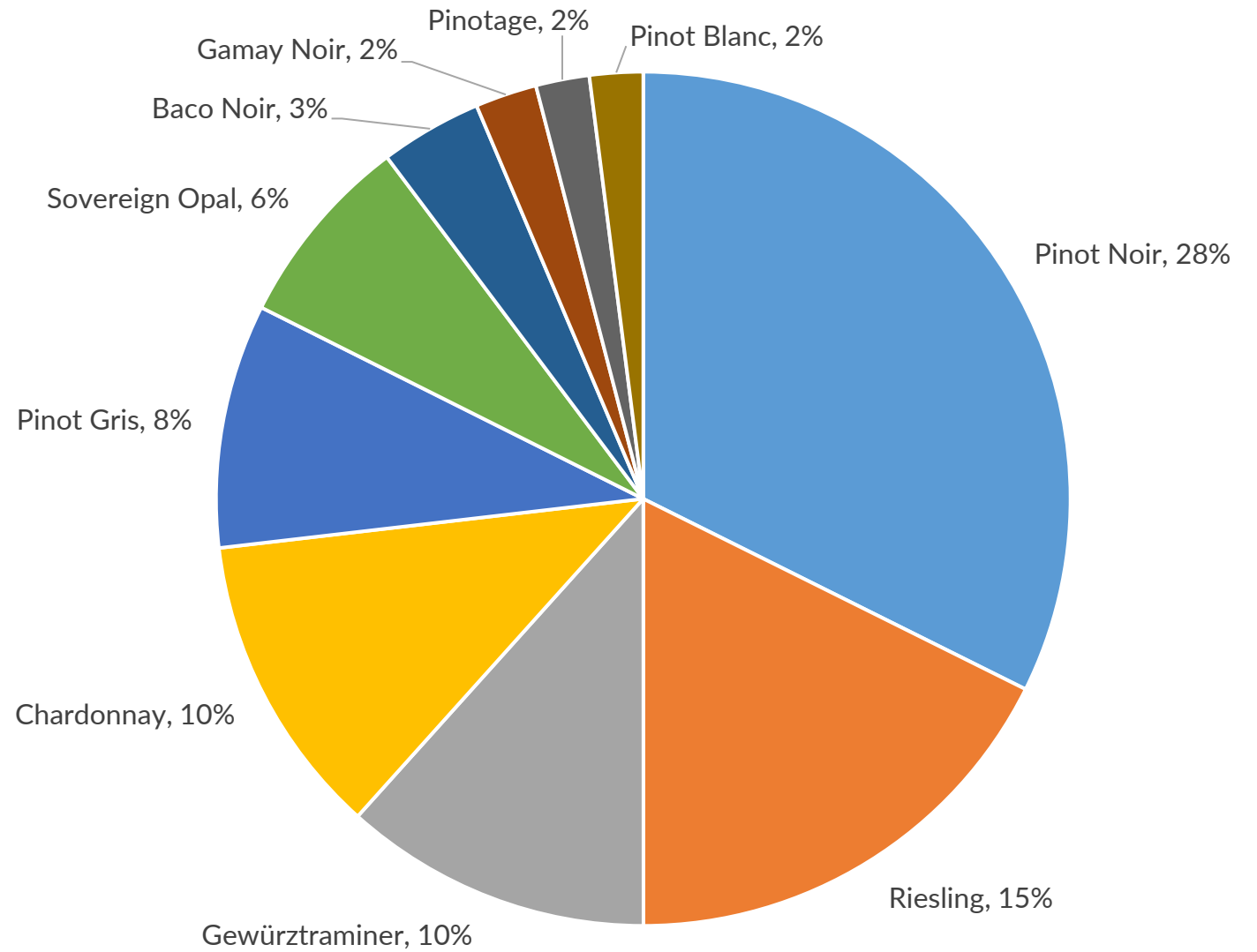
VARIETY	SHORT TONS
Pinot Blanc	66.50
Viognier	66.00
Gewürztraminer	48.20
Malbec	43.00
Petit Verdot	31.20
Maréchal Foch	23.80
Sémillon	13.60
Vidal	11.80
Lemberger	8.60
Muscat	3.80
Grüner Veltliner	3.80
Zinfandel	3.00
Zweigelt	2.40

VARIETY	SHORT TONS
Grenache	2.20
Auxerrois	1.60
Orange Muskat	1.30
Teroldego	1.10
Nebbiolo	0.70
Trebbiano	0.70
Tannat	0.60
Refosco	0.40
St. Laurent	0.10
REMAINING VARIETIES:	334.40

ALL VARIETIES
GRAND TOTAL SHORT TONS
2,425.60

KELOWNA TOP 10 VARIETIES

VARIETY	SHORT TONS
Pinot Noir	461.50
Riesling	251.50
Gewürztraminer	166.30
Chardonnay	164.10
Pinot Gris	131.70
Sovereign Opal	105.00
Baco Noir	55.10
Gamay Noir	33.30
Pinotage	28.90
Pinot Blanc	28.80
TOP 10 TOTAL	1,426.20



KELOWNA REMAINING VARIETIES

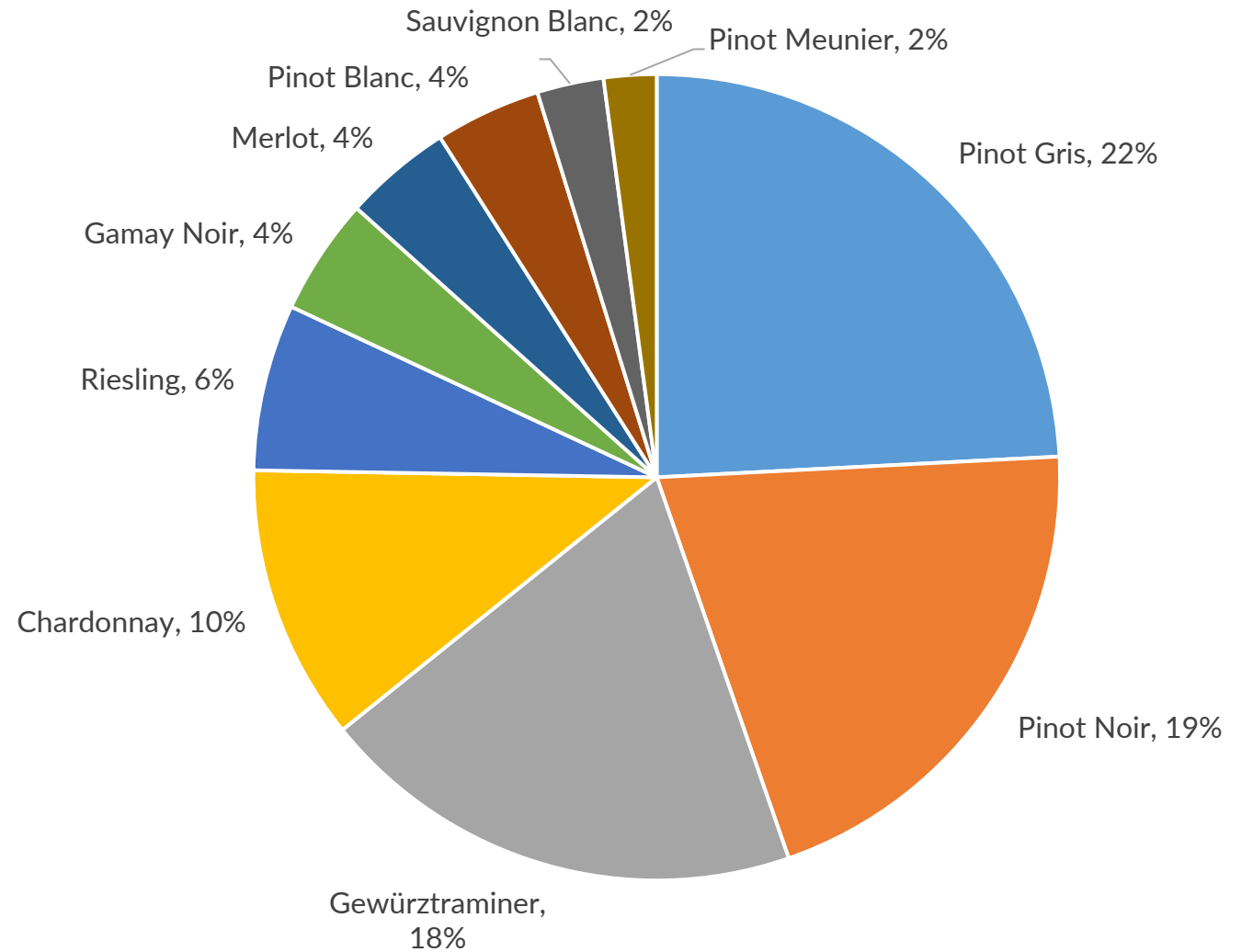
VARIETY	SHORT TONS
Chasselas	24.50
Pinot Meunier	24.20
Chenin Blanc	22.40
Auxerrois	22.30
Maréchal Foch	22.20
Ehrenfelser	20.20
Sémillon	15.80
Ortega	14.90
Zweigelt	8.80
Viognier	6.40
Muscat	5.30
Siegerrebe	4.20

VARIETY	SHORT TONS
Bacchus	2.70
Garamet	2.70
Lemberger	2.00
Grüner Veltliner	1.90
Verdelet	1.80
Merlot	1.70
Sauvignon Blanc	1.20
Schönburger	1.20
Cabernet Sauvignon	0.40
REMAINING VARIETIES:	206.80

ALL VARIETIES
GRAND TOTAL SHORT TONS
1,633.00

SUMMERLAND & PEACHLAND TOP 10 VARIETIES

VARIETY	SHORT TONS
Pinot Gris	325.2
Pinot Noir	275.9
Gewürztraminer	262.7
Chardonnay	148.7
Riesling	89.8
Gamay Noir	63
Merlot	58.3
Pinot Blanc	57.1
Sauvignon Blanc	35.9
Pinot Meunier	28.4
TOP 10 TOTAL	1,451.10



SUMMERLAND & PEACHLAND REMAINING VARIETIES

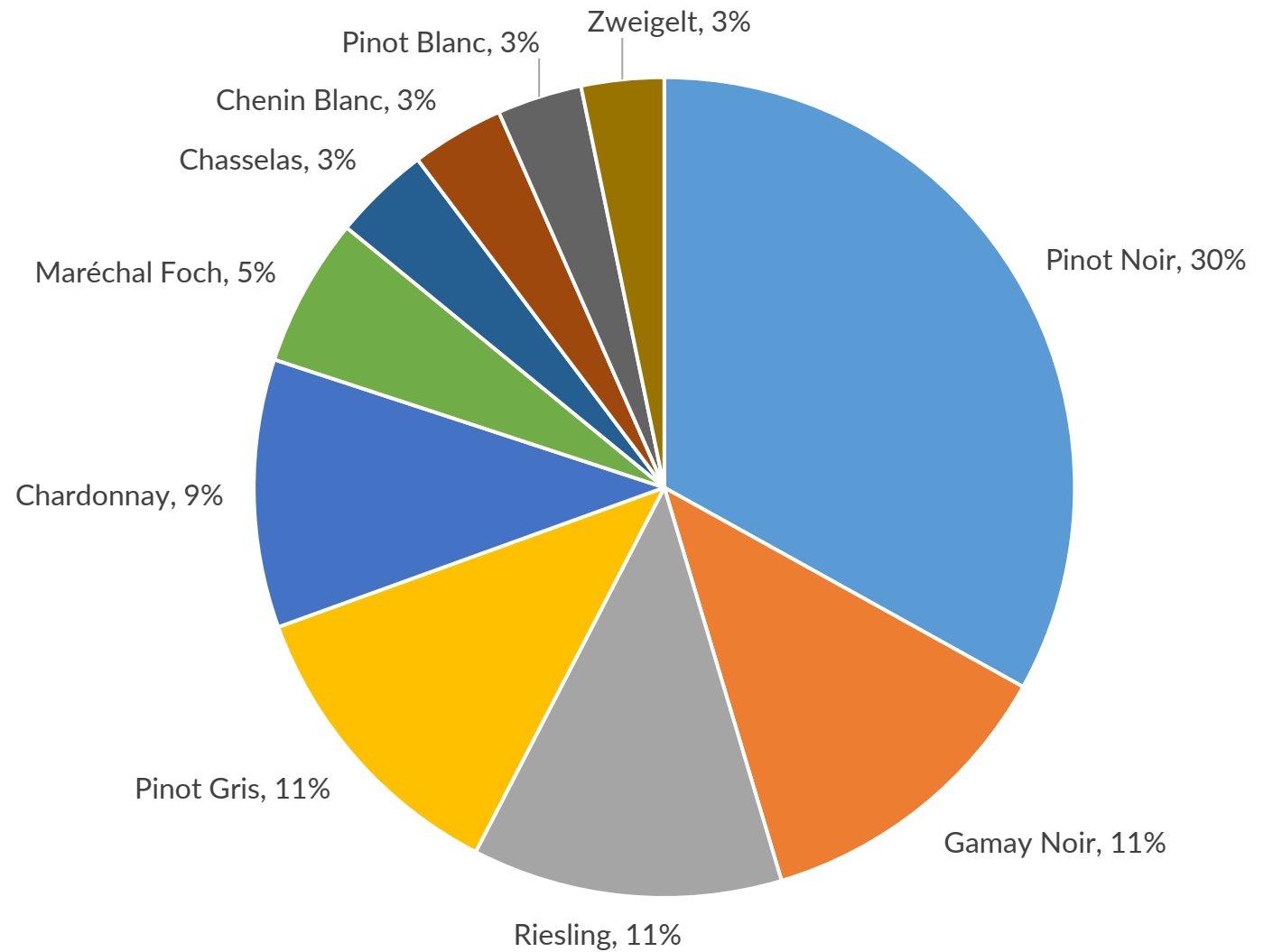
VARIETY	SHORT TONS
Muscat	22.40
Viognier	19.70
Syrah	17.30
Cabernet Franc	9.20
Chenin Blanc	9.10
Kerner	6.10
Pinotage	5.30
Ehrenfelser	4.70
Siegenerbe	2.30
Dunkelfelder	2.00

VARIETY	SHORT TONS
Malbec	1.80
Cabernet Sauvignon	1.40
Auxerrois	1.30
Grüner Veltliner	0.90
Oraniensteiner	0.80
Sémillon	0.60
Dolcetto	0.50
Verdelet	0.40
Barbera	0.30
REMAINING VARIETIES:	106.10

ALL VARIETIES
GRAND TOTAL SHORT TONS
1,451.10

WEST KELOWNA TOP 10 VARIETIES

VARIETY	SHORT TONS
Pinot Noir	356.60
Gamay Noir	132.80
Riesling	131.70
Pinot Gris	128.10
Chardonnay	114.00
Maréchal Foch	63.30
Chasselas	41.20
Chenin Blanc	39.40
Pinot Blanc	36.10
Zweigelt	35.10
TOP 10 TOTAL	1,078.30



WEST KELOWNA REMAINING VARIETIES

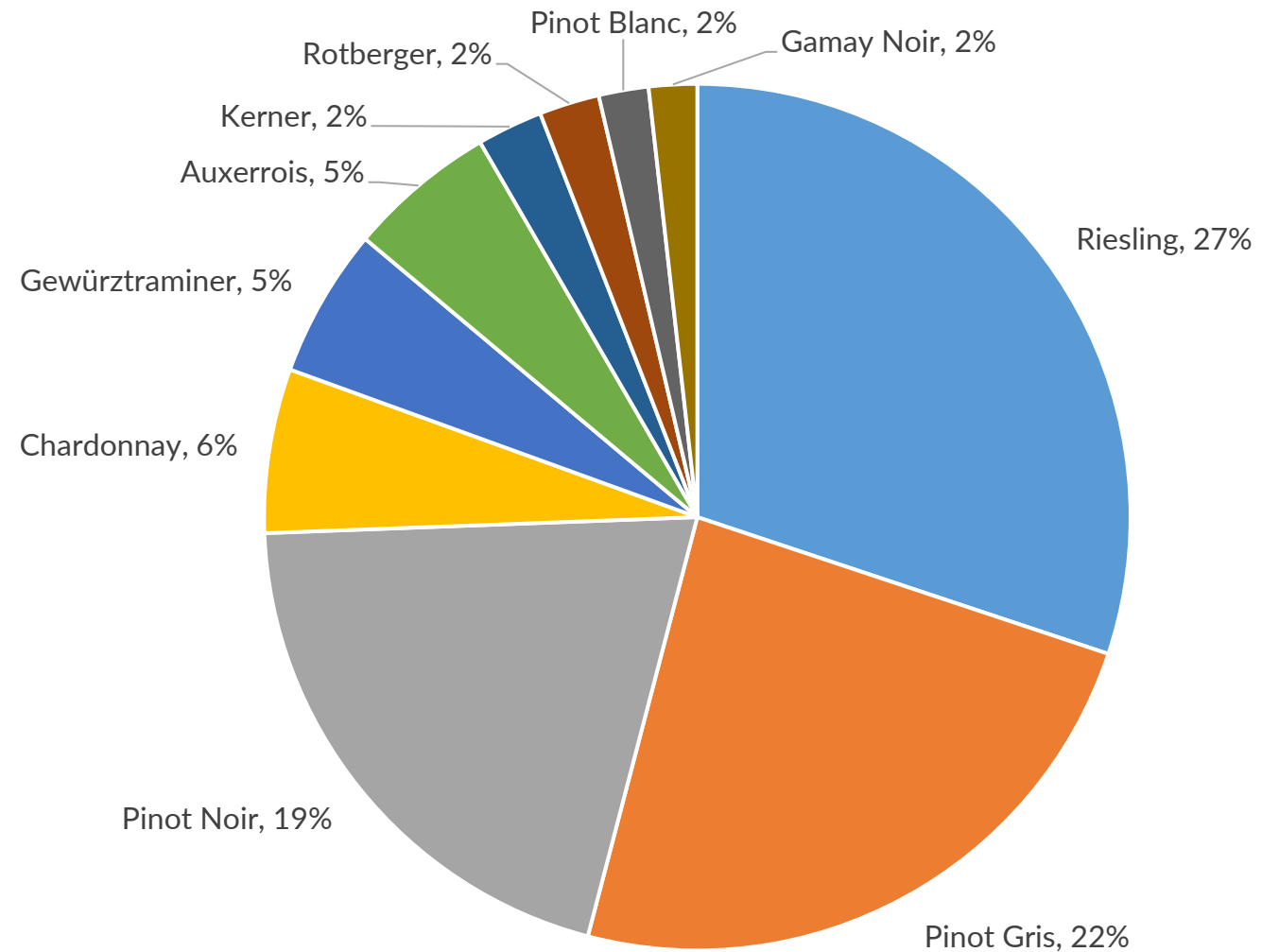
VARIETY	SHORT TONS
Auxerrois	30.70
Gewürztraminer	26.10
Ehrenfelser	12.80
Cabernet Sauvignon	11.80
Merlot	10.40
Sauvignon Blanc	5.00
Cabernet Franc	4.90
Petit Sirah	4.20
Blattner Cabernet Foch	3.90
Müller Thurgau	3.70

VARIETY	SHORT TONS
Syrah	3.20
Muscat	2.70
Siegerrebe	2.30
Marquette	2.00
Marsanne	1.70
Pinot Meunier	0.70
Lemberger	0.60
Kerner	0.50
Schönburger	0.30
Viognier	0.20
REMAINING VARIETIES:	127.70

ALL VARIETIES
GRAND TOTAL SHORT TONS
1,206.00

LAKE COUNTRY & VERNON TOP 10 VARIETIES

VARIETY	SHORT TONS
Riesling	254.3
Pinot Gris	202.3
Pinot Noir	171.8
Chardonnay	51.7
Gewürztraminer	47
Auxerrois	46.8
Kerner	20.7
Rotberger	19
Pinot Blanc	15.7
Gamay Noir	15.2
TOP 10 TOTAL	844.50



LAKE COUNTRY & VERNON REMAINING VARIETIES

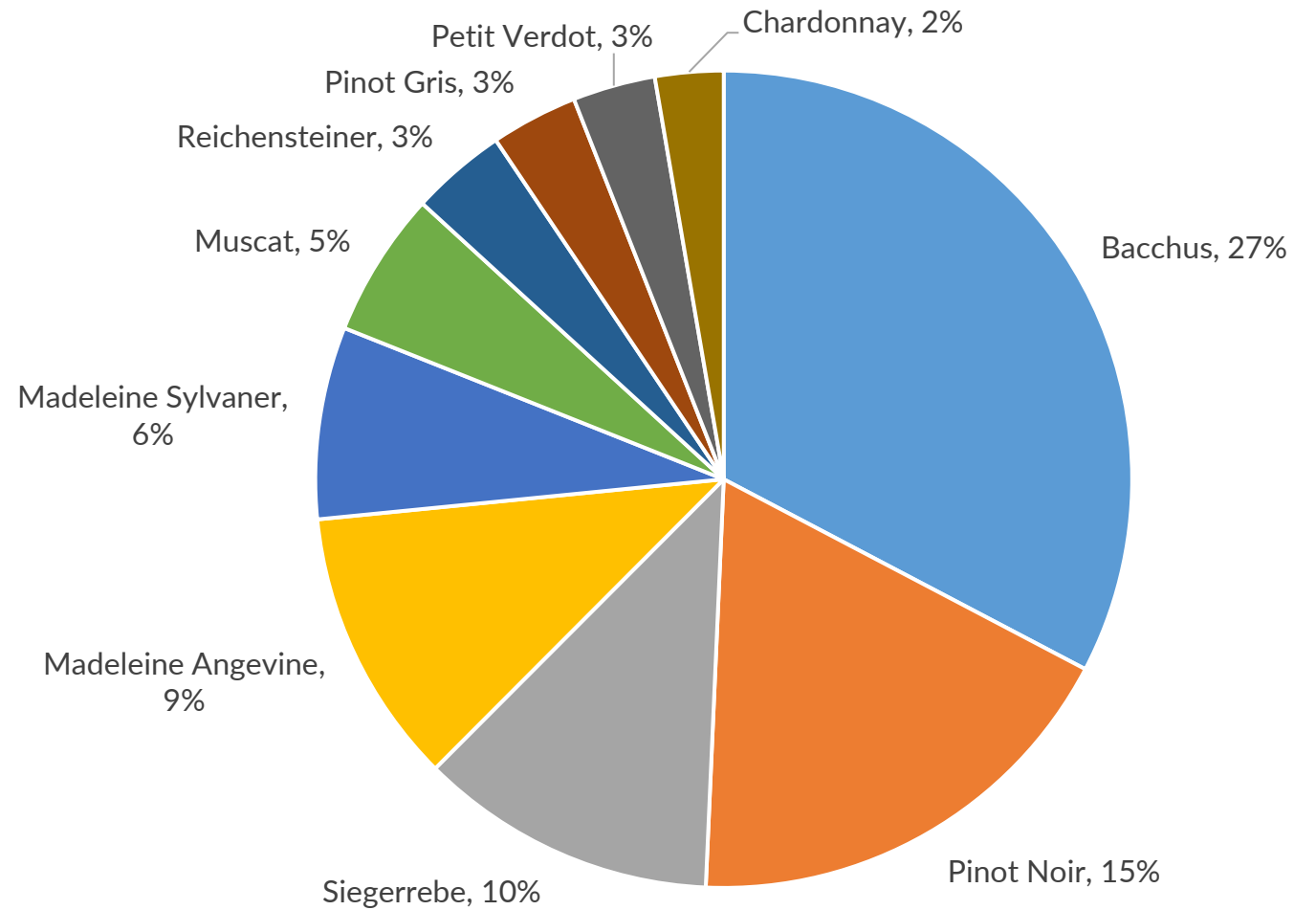
VARIETY	SHORT TONS
Siegerrebe	13.2
Bacchus	12
Grüner Veltliner	11.5
Vidal	9.6
Merlot	9
Zweigelt	8.5

VARIETY	SHORT TONS
Ehrenfelser	7
Sauvignon Blanc	6.3
Maréchal Foch	2.7
Petite Arvine	1.5
REMAINING VARIETIES:	81.30

ALL VARIETIES
GRAND TOTAL SHORT TONS
925.80

FRASER VALLEY TOP 10 VARIETIES

VARIETY	SHORT TONS
Bacchus	132.90
Pinot Noir	73.20
Siegerrebe	47.90
Madeleine Angevine	44.50
Madeleine Sylvaner	30.90
Muscat	23.40
Reichensteiner	15.40
Pinot Gris	14.00
Petit Verdot	13.30
Chardonnay	11.00
TOP 10 TOTAL	406.50



FRASER VALLEY REMAINING VARIETIES

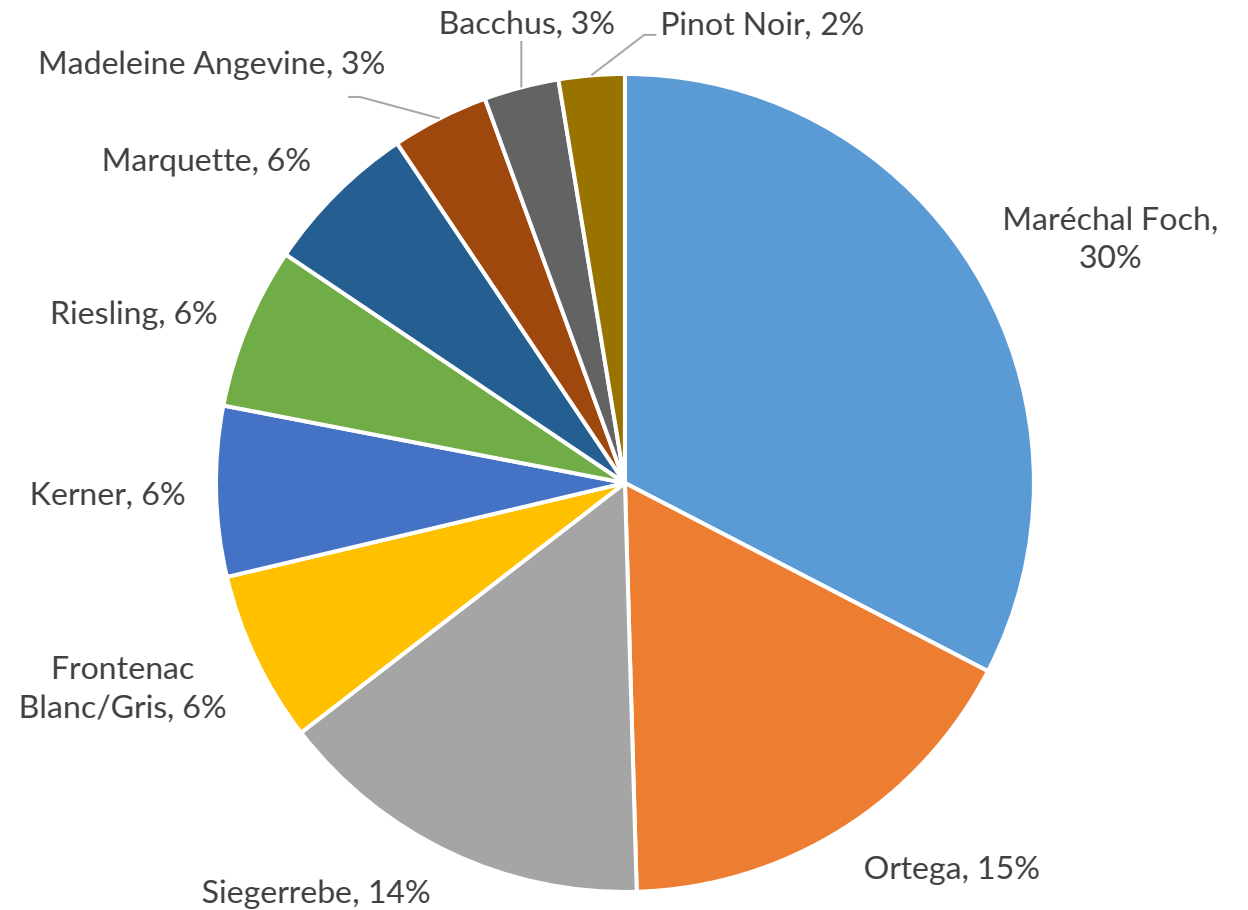
VARIETY	SHORT TONS
Petit Milo	9.50
Maréchal Foch	9.40
Gamay Noir	8.10
Ortega	6.50
Gewürztraminer	6.00
Sauvignon Blanc	5.80
L'Acadie Blanc	5.80
Merlot	4.80
Schönburger	3.80
Viognier	3.40
Auxerrois	3.00
Blattner Cabernet Foch	2.30
Grüner Veltliner	1.90
Zweigelt	1.90

VARIETY	SHORT TONS
Cabernet Franc	1.80
Dornfelder	1.80
Agria	1.60
St. Laurent	1.40
Kerner	1.30
Seyval Blanc	1.20
Epicure	1.10
La Crescent	1.00
Müller Thurgau	0.90
Concord	0.50
REMAINING VARIETIES:	84.80

ALL VARIETIES
GRAND TOTAL SHORT TONS
491.30

SHUSWAP TOP 10 VARIETIES

VARIETY	SHORT TONS
Maréchal Foch	81.5
Ortega	42.3
Siegerrebe	37.5
Frontenac Blanc/Gris	16.9
Kerner	16.8
Riesling	16
Marquette	15.4
Madeleine Angevine	9.6
Bacchus	7.4
Pinot Noir	6.5
TOP 10 TOTAL	249.90



SHUSWAP REMAINING VARIETIES

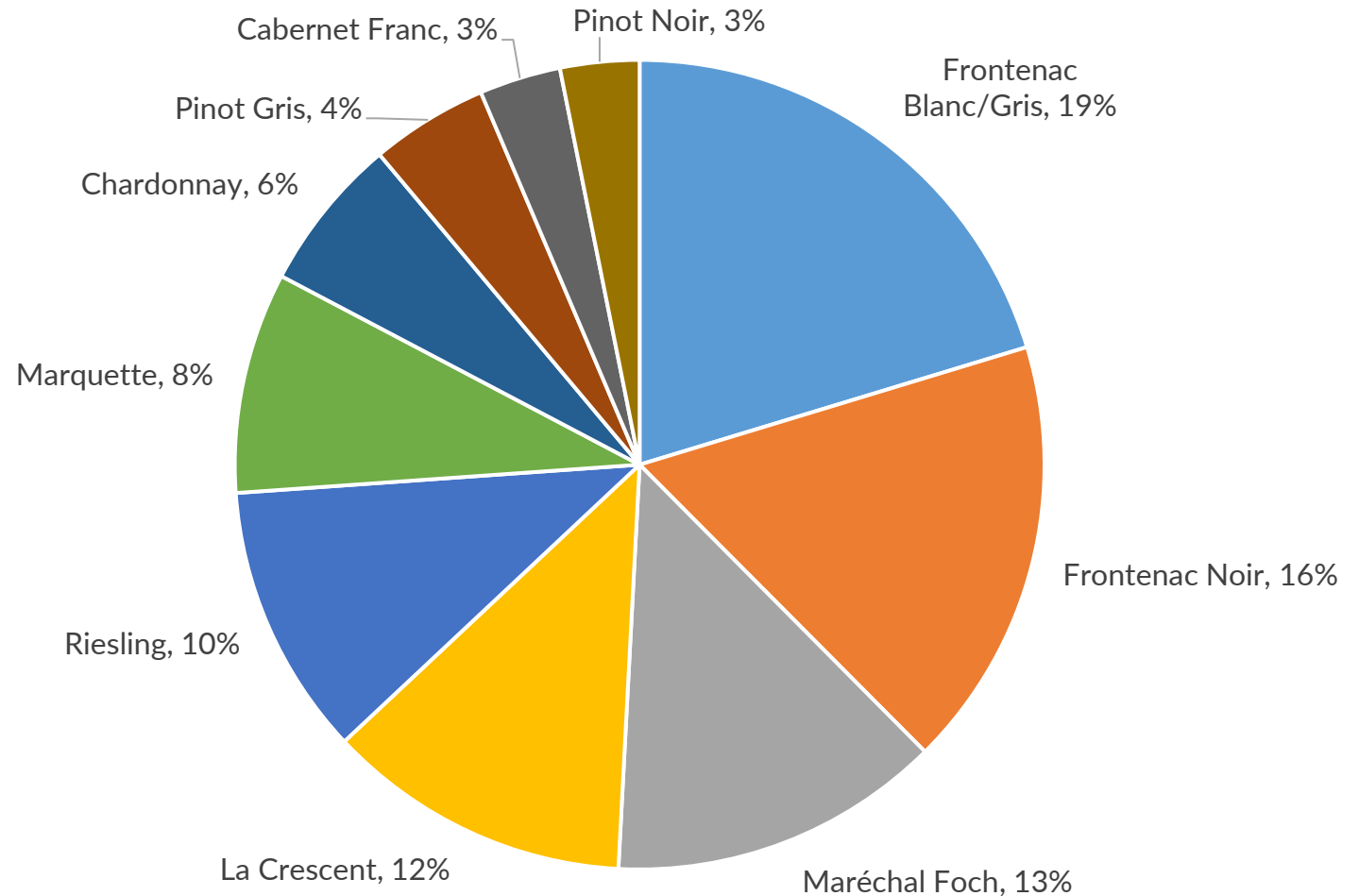
VARIETY	SHORT TONS
Zweigelt	6.20
Pinot Gris	3.40
Gamay Noir	3.10
Gewürztraminer	2.40
L'Acadie Blanc	2.20
Petit Milo	1.50

VARIETY	SHORT TONS
Madeleine Sylvaner	1.40
Traminer	1.40
Pinot Blanc	1.20
Optima	1.10
Regent	0.90
REMAINING VARIETIES:	24.80

ALL VARIETIES
GRAND TOTAL SHORT TONS
274.70

THOMPSON VALLEY TOP 10 VARIETIES

VARIETY	SHORT TONS
Frontenac Blanc/Gris	43.7
Frontenac Noir	37.1
Maréchal Foch	28.6
La Crescent	26.2
Riesling	23.4
Marquette	19
Chardonnay	13.3
Pinot Gris	10.1
Cabernet Franc	7
Pinot Noir	6.8
TOP 10 TOTAL	215.20



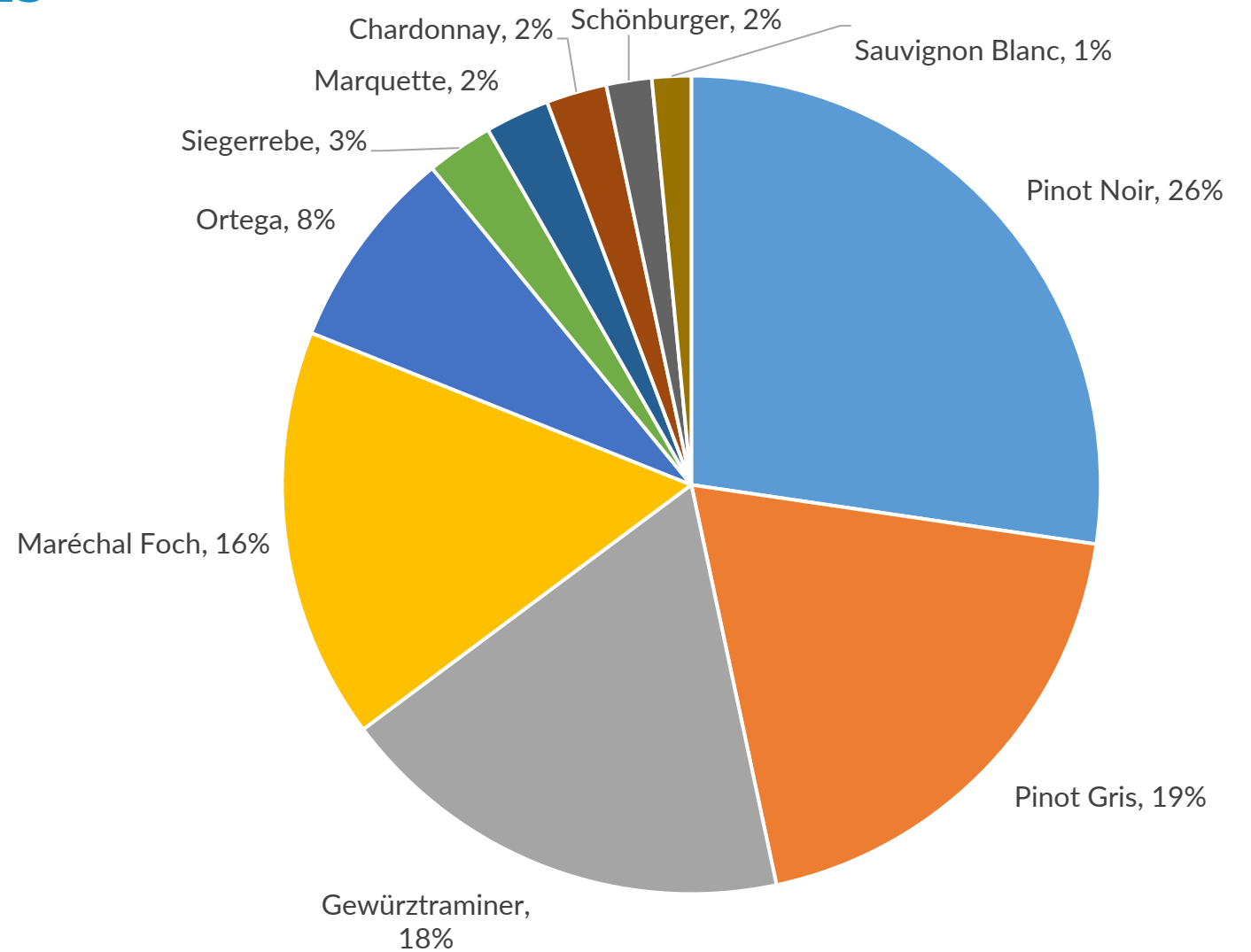
THOMPSON VALLEY REMAINING VARIETIES

VARIETY	SHORT TONS
Merlot	5.10
Siegerrebe	1.50
Baco Noir	1.10
Ortega	1.00
Gewürztraminer	0.80
Concord	0.50
Gamay Noir	0.40
REMAINING VARIETIES:	10.40

ALL VARIETIES
GRAND TOTAL SHORT TONS
225.60

KOOTENAYS TOP 10 VARIETIES

VARIETY	SHORT TONS
Pinot Noir	54.80
Pinot Gris	38.80
Gewürztraminer	36.40
Maréchal Foch	32.60
Ortega	16.10
Siegerrebe	5.30
Marquette	5.10
Chardonnay	4.80
Schönburger	3.60
Sauvignon Blanc	3.10
TOP 10 TOTAL	200.60



KOOTENAYS REMAINING VARIETIES

VARIETY	SHORT TONS
Frontenac Noir	2.3
Kerner	1.5
Frontenac Blanc/Gris	1.3
Merlot	1.2
REMAINING VARIETIES:	6.30

ALL VARIETIES
GRAND TOTAL SHORT TONS
206.90

LILLOOET VARIETIES

VARIETY	SHORT TONS
Riesling	33.30
Cabernet Franc	26.40
Merlot	23.80
Pinot Noir	22.10
Pinot Gris	21.30
Chardonnay	19.90
Grüner Veltliner	5.10
Cabernet Sauvignon	3.80
Maréchal Foch	1.70
Auxerrois	1.20
TOP 10 TOTAL	158.60
Petit Milo	0.60
Blattner Cabernet Foch	0.40
GRAND TOTAL	159.60

